














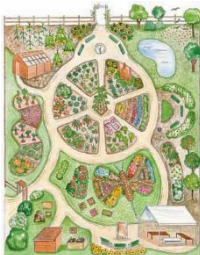






Monday 11 th May	<p>P.E: What you could do...</p> <p>Try Zumba Kids (Easy Dance)- Youtube</p>	<p>Phonics: Sing Jolly Phonics songs on Youtube Sing tricky words phase 2 on Youtube Sing Tricky words Phase 3 on Youtube</p>	<p>Start off with a story! Read ‘Oliver’s Vegetables ‘ Youtube Write down the days of the week and next to each day draw and write the name of the vegetable Oliver tried.</p> <table><tr><td>Day</td><td>Picture.</td><td>Vegetable tried</td></tr><tr><td>Monday</td><td></td><td>Carrots</td></tr><tr><td>Tuesday</td><td></td><td>Spinach</td></tr></table> <p>Challenge: To write about the bargain he made with his Grandad. Say the word and write down the sounds you here. Don’t forget a capital letter and a full stop!</p>	Day	Picture.	Vegetable tried	Monday		Carrots	Tuesday		Spinach	<p>Song: Sing days of the week song on – Youtube Count forwards and backwards from any given number.</p> <p>Days of the week. Write out the days of the week on separate pieces of paper. Mix them up and then put them back in order starting with Monday.</p> <p>Make a diary for the week. Each day fill it in drawing and writing at least 3 things you did that day. Remember what activity came –First Next Last.</p> <table><tr><td rowspan="4">My Diary . By _____ _____ _____</td><td>Monday</td><td>Tuesday</td></tr><tr><td>First-</td><td></td></tr><tr><td>Next-</td><td></td></tr><tr><td>Last-</td><td></td></tr></table> <p>Challenge: To learn the months of the year.</p>	My Diary . By _____ _____ _____	Monday	Tuesday	First-		Next-		Last-		<p>Science/DT: Watch Aunty Mabel “Carrots” on Youtube</p> <p>Grow some carrots tops – cut the tops off a carrot and put on a dish with some water in.</p>  <p>Keep a record of how it grows by measuring the height every couple of days.</p> <p>Talk about the changes you have seen since putting the tops in the dish</p>
Day	Picture.	Vegetable tried																					
Monday		Carrots																					
Tuesday		Spinach																					
My Diary . By _____ _____ _____	Monday	Tuesday																					
	First-																						
	Next-																						
	Last-																						

<p>Tuesday 12th May</p>	<p>P.E: What you could do...</p> <p>Go for a walk.</p>	<p>Phonics: Read one of your Bug Club Books. Bug club</p> <p>Log On: Username: Password: bug</p>	<p>Plan a story about some magical vegetables that grew in your garden. Will they take you on an adventure?</p>  <p>Plan your story using a story 's'.</p> <p>One day I was digging in the garden when.....</p>  <p>Now draw on pictures and words to help you write the story.</p>	<p>Song: Sing 5 currant buns. Count in tens to 100.</p> <p>Number bonds to 10. Knowing the pairs of numbers that together make 10. Using 10 beads/crayons/cars/playdough balls - how many ways can you split them into 2 groups. Write your answer down as a number sentence.</p>  <p>Make sure all numbers are formed correctly.</p>	<p>Handwriting: Practise the letter join letters y, g, q You can use:</p> <ul style="list-style-type: none"> •Chalk outside •Water and a paintbrush on the patio. •Paint •Use your finger to write the letters in a tray of flour. • Use a whiteboard and white board pen. <p><i>Tip: Use letter join to help with joined up handwriting. There are lots of videos to help!</i></p> <p>Letter Join</p> <p>Username: vt2910 Password: home</p>
--	---	---	--	--	---

<p>Wednesday 13th May</p>	<p>P.E: What you could do... Brain breaks – Move and Freeze action song- Youtube How many star jumps can you do in 2 minutes? Go for a walk. Skipping.</p>	<p>Phonics: Continue a rhyming string with the ee digraph and draw a picture. Examples: Tree bee</p>	<p>Write the start of your story about your magical vegetables. Remember to write down the sounds you hear, finger spaces and correct letter formation.</p> <ol style="list-style-type: none"> 1. Introduction – Who is in the story? Where is it set? 2. Build-up – What do they do? Where do they go? 3. Problem – What happens? 4. Resolution– How can it be resolved? 5. Ending – How do they feel? 	<p>Song: Sing 5 little ducks went swimming one day.</p> <p>Watch Jack Hartman 'I can say my number pairs 10. Youtube</p> <p>Practise learning your number bonds to 10 by playing skittles. You can use 10 empty bottles if you have no skittles. Roll a ball and write down how many you have knocked down. Then write down how many are still standing. How many does that make altogether? =10</p>  <p>Example: $2 + 8 = 10$</p>	<p>Art: Observational drawing of vegetables.</p> <p>Gather some vegetables together and after looking at the shapes and colour of the different ones, draw the vegetables together or separately.</p>   <p><small>shutterstock.com • 483637414</small></p>
--------------------------------------	---	---	--	--	---

<p>Thursday 14th May</p>	<p>P.E: What you could do... Play catch in the garden. How many sit ups can you do in 1 minute?</p>	<p>Phonics: Phonic Hunt around the house. Watch 'Geraldine Giraffe 'qu' on Youtube Or Alphablocks 'qu' on Youtube Then go and find, draw and write as many words with qu digraph.</p>	<p>Write the rest of your story.</p> <p>Remember to use</p> <ol style="list-style-type: none"> 1. <i>Finger spaces</i> 2. <i>Capital letters</i> 3. <i>Full stops</i> 4. <i>Phonic Knowledge</i> <p>Challenge</p> <ol style="list-style-type: none"> 1. To use 'and' to join sentences. <p>Read your story back.</p>	<p>Song: Can you remember the days of the week song. Youtube</p> <p>Practice writing numbers 1-10. Use these rhymes to help you:-</p>  <p>Youtube</p>	<p>DT: Design your own Vegetable Garden. What vegetables would you grow?</p>  <p>Label the different vegetables you would grow. Or you could draw a plan for a magical garden.</p> 
---	--	--	--	---	---

<p>Friday 15th May</p>	<p>P.E: What you could do...</p> <p>Jack Hartman count to 100 exercise- Youtube</p>	<p>Phonics: Read one of your Bug Club Books. Bug club</p>	<p>How many different vegetables can you name? Together play: I Went to the Shop and I Bought..." It's a memory game. Eg: The first person says, "<i>I went to the shop and I bought an apple.</i>" The second person says, "<i>I went to the shop and I bought an apple and a banana.</i>" The next person must remember everything bought so far and then add another. See how far through the alphabet you get!</p> <p>Or Write all the letters of the alphabet. Now can you link each letter to a vegetable. Example: - A= Aubergine B=Beetroot C= Carrot D= Daikon</p> <p>Challenge: - Now can you link each letter to a fruit?</p>	<p>Song: Sing 10 in the bed</p> <p>Repeating patterns. Make a pattern using objects/cars/beads /printing with vegetables. Talk about the pattern you have made. Answer questions about your pattern. What will be the next shape in your pattern? What colour/shape/object is the 4th one in your pattern? Can you make a repeating pattern that goes round in a circle.</p>  <p>Make patterns with natural materials.</p> 	<p>Music: Can you use the musical instruments you made last week, from recycled materials, to accompany your singing of different Nursery rhymes? Examples:</p>   <p>How do you play your instrument? Bang, shake, blow, tap, rub?</p>
---------------------------------------	--	--	--	---	---