

Monday 15th June

P.E - Play catch in your garden or outside. How many times can you catch the ball without dropping it?

Phonics: Review the phonics wheel.

Activity: Pick a sound from the phonics wheel and think of a word. Once you have chosen the word try to complete a rhyming string. Write the words down as you think of them. The digraph may change because lots of sounds can be wrote in lots of ways (or au aw).

Example: ng sound- ring/king/sing/ping/bring/zing/spring

English - Information Week

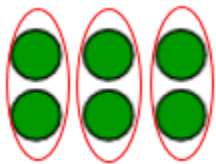
Watch this video about a Hawksbill Turtle: [Video](#) You will need iPlayer.

Make a mind map with all the new information you have just found out.

Maths – Multiplication

Learn all the new vocabulary. lots of/ multiply/ times/ groups of

3 X 2: 3 lots of 2 or 3 groups of 2



This is called an array. It shows that there are 3 groups with 2 in each.

You can begin by making arrays with objects! If you are feeling confident, have a go at answering some multiplication number sentences by drawing your arrays.

Tip: When you write a multiplication number sentence, put a box around the first number so you can remember how many groups you need.

Read a story outside in the garden. Afterwards you can act out the story with your family.

Speaking and Listening: [Once Upon a Picture](#)

Look at the picture and talk about what you see. Have a discussion with someone from your family about what is going on.

Why is the girl in the jar? How did she get there? Can she get out? Does she want to get out?

Tuesday 16th June

P.E: Take a bike ride around the park.

Phonics: Review phonics wheel.

Use these 'Letters and Sounds' resources to write down words. Once you have copied the words use the phonics wheel to help you put in you sound buttons and dashes.

[Phase 3 words](#)

[Phase 4 words](#)

[Phase 5 words](#)

English - Information Week

Watch this video about a Hawksbill Turtle: [Video](#) You will need iPlayer.

Can you write some sentences about what the Hawksbill turtle looks like?

You may want to use the heading: Appearance.

Remember to use capital letters and full stops.


Can you use simple conjunctions like and or because to make your sentences longer?

Best Handwriting!

Maths- Multiplication

Continue with practising multiplying by using arrays. This time have a go at completing the 5 and 3 times table.

$$3 \times 5 = 15$$



Sing some songs with familiar faces: [Watch and Sing Cbeebies](#)

Log on to bug club: [Bug club link](#)

Choose some books to read. Complete comprehension questions by clicking the bugs.

Have some fun, use your credits that you have earned by reading these books to play games!

Don't forget our School ID is: 7ach. Username: your name and initial of surname. Password: bug.

Wednesday 17th June

P.E - Play Just Dance [1st Dance](#) [2nd Dance](#)

Phonics: Revise the phonics wheel.

Activity: Log onto 'Phonics Play' and practise reading phonic decodable sentence. The log in is on the website!

[Phase 3 sentences](#)

[Phase 4 sentences](#)

[Phase 5 sentences](#)

English - Information Week

Watch this video about a Hawksbill Turtle: [Video](#) You will need iPlayer.

Can you write about the Hawksbill Turtle's habitat? Remember this is the environment where they live.

Continue the information report from yesterday.

Remember to use capital letters and full stops.

Can you use simple conjunctions like and or because to make your sentences longer?

Best Handwriting!

Maths- Multiplication

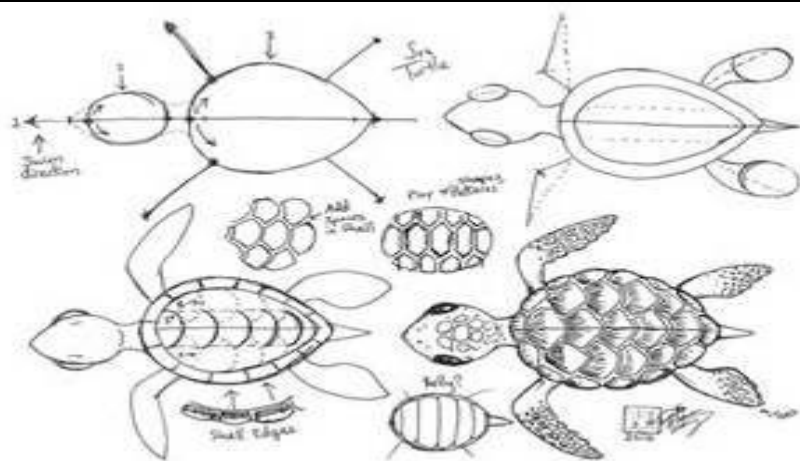
Review multiplying using arrays.

Did you know that multiplication is the same as repeated addition?

$3 \times 5 = 15$. is the same as $5 + 5 + 5 = 15$

Activity: First complete multiplication number sentences using arrays and then write the repeated addition number sentence underneath.

Read a book.



Art:

How to draw a sea turtle!

Thursday 18th June

P.E: Go for a Nature Walk.

Phonics: Play 'Buried Treasure' on 'Phonics play'. [Game](#)

Review: Play a game with your family. First you assign movements to sounds from the phonics wheel.

Examples: ph = jump aw = crawl oy = wiggle

When someone holds up the sound 'ph' everyone must remember to jump around. When someone holds up the sound 'aw' everyone must crawl. etc.

English - Information Week

Watch this video about a Hawksbill Turtle: [Video](#) You will need iPlayer.

Andy gives us lots of information in this documentary. Continue the information report and write any cool facts you have found out about.

Don't forget to use your mind map from Monday!

We would love to see your finished reports. Email them to us at: enquiry@pin.dr.bignitemat.org

Maths - Multiplication

Review – Counting in 2's, 5's and 10's.

Play a game with a member of your family! First you have you have to think of a multiplication number sentence and draw the array. Your partner must tell you what the number sentence is. The first person that gets 10 right first is the winner!

Listen to a story on 'Youtube'.

[A Squash and Squeeze](#)

ICT: We spend a lot of time on electronic devices. Let's find out how we can stay safe. Watch the next episode of 'Jessie and Friends'. Afterwards you can discuss what to do if someone you don't know contacts you. Who should you tell? What details should you not give them?

[Episode 3](#)



Friday 19th June

P.E: Play a game with the rest of the family. This could be tag, football, tennis or even stuck in the mud.

Phonics: Practise your spellings! Have fun while you are learning your spellings.

1. Make the words colourful.
2. Think of rhymes.
3. Write in sand.
4. Write with paint.

Each phonics groups spellings are at the bottom of this document.

Do not forget to test yourself to see which words you need to practise more.

Maths- Quick Fire game – Halving numbers 12, 10, 8, 6

Activity: Number bonds to 5, 10 and 20.

How quick can you write number bonds to 5?

Next test how long it takes to write all the bonds to 10 and maybe even 20.

Read a story Make a den with chairs and duvets! Get a torch and read some books in the reading cave.

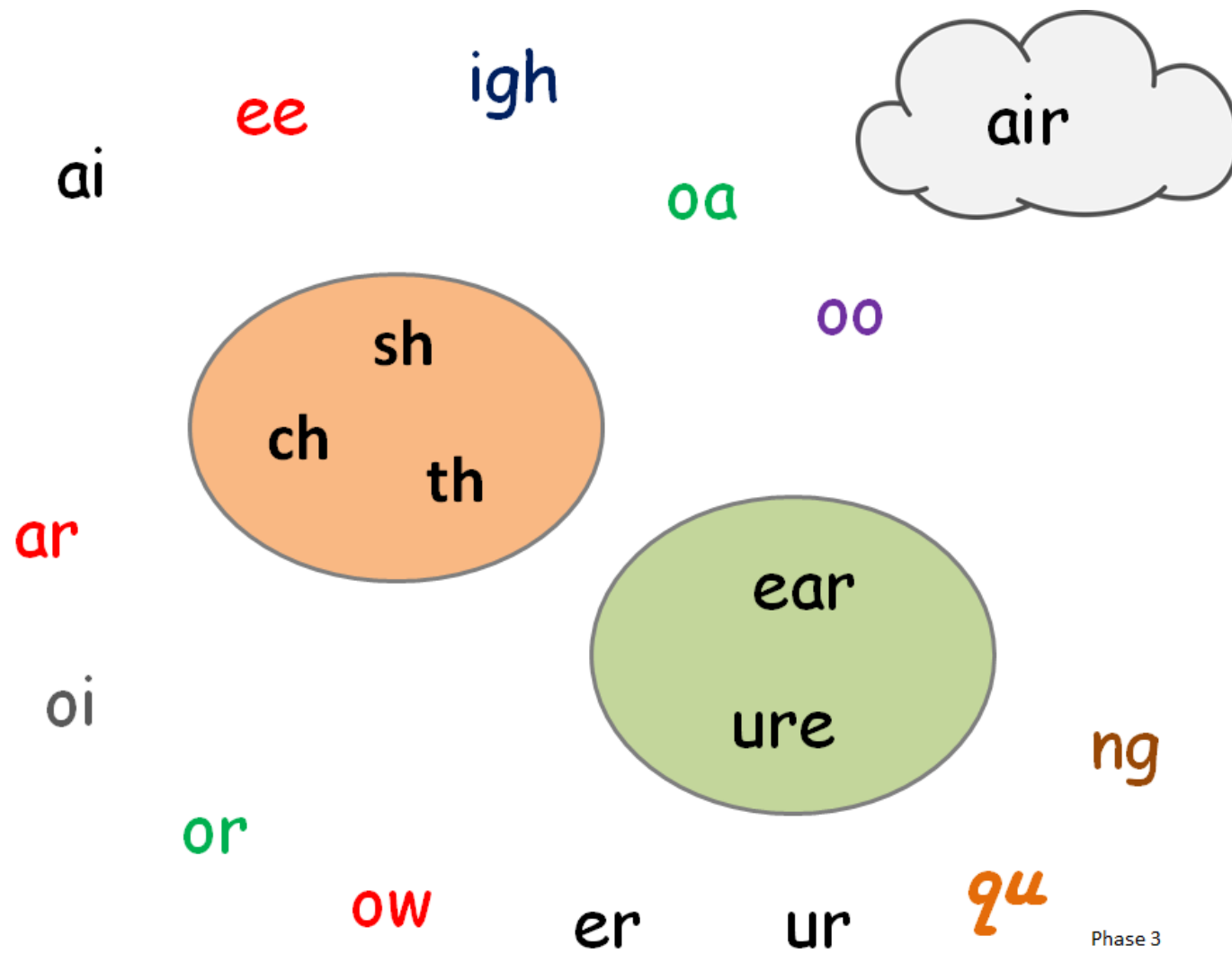
Music: Have fun singing some new songs!

Put some actions to each song to help you remember them. Try and practise one verse at a time.

1. [Creep Crawly Calypso](#)

2. [The Wheels on the Bus](#)

3. [A Dragon on the Doorstep](#)



ai ee igh oa oo
ay ea ie oe ew
ue



a-e	e-e	i-e	o-e	u-e
-----	-----	-----	-----	-----

qu

ar

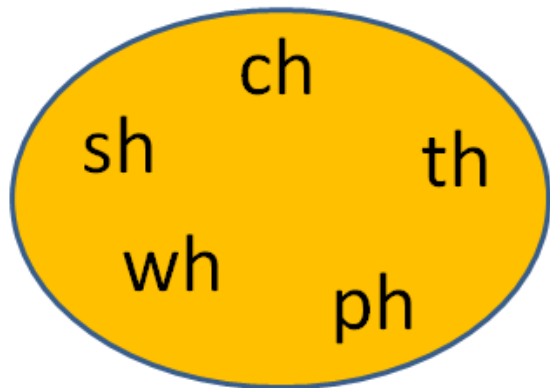
ng
ing

or
aw
au

oi
oy

ow
ou

er
ur
ir



100 High Frequency Words

a	on	can	put	help	Mr	come	now	came	asked
I	to	me	not	do	Mrs	some	oh	them	about
in	no	we	said	went	was	for	old	same	were
is	and	be	you	will	so	from	out	very	called
it	mum	he	his	one	saw	have	here	with	could
the	go	she	are	all	too	house	that	what	children
him	get	look	by	as	see	just	don't	when	looked
dad	at	my	off	if	day	like	then	they	people
an	big	had	her	I'm	back	made	this	there	little
up	but	got	of	into	down	make	time	their	it's

Miss O'Reilly's Phonics Group Spellings

your	with	full	for	one	would
you	ask	pull	his	because	could
there	have	all	love	friend	could
here	were	house	some	school	want
where	our	today	come	once	by
came	before	which	find	children	both
home	another	right	mind	wild	old
good	every	always	kind	climb	after
last	little	father	behind	most	sugar
this	any	beautiful	child	only	improve
clothes	busy	who	water	again	half
money	people	door	poor	floor	great

Miss O'Donoghue's Phonics Group Spellings

20 Certificate Words

a	and	the	I	to	do	said	is	of	look
me	he	we	she	be	was	they	my	says	are

For 50 Certificate

go	so	no	like	has
your	you	there	here	where
with	ask	have	were	our
full	pull	all	house	today
for	his	love	some	come
one	because	friend	school	once

Mrs Roberts' Phonics Group Spellings

a	and
the	I
to	me
my	is
he	we