








Monday 20 th April	Tuesday 21 st April	Wednesday 22 nd April	Thursday 23 rd April	Friday 24 th April
P.E: What you could do... Jo Wicks Just Dance Go Noodle Play catch in the garden. How many jumps can you do in 1 minute? Go for a walk. Skipping.	P.E: What you could do... Jo Wicks Just Dance Go Noodle Play catch in the garden. How many hops can you do in 1 minute? Go for a walk. Skipping.	P.E: What you could do... Jo Wicks Just Dance Go Noodle Play catch in the garden. How many star jumps can you do in 1 minute? Go for a walk. Skipping.	P.E: What you could do... Jo Wicks Just Dance Go Noodle Play catch in the garden. How many stretches can you do in 1 minute? Go for a walk. Skipping.	P.E: What you could do... Jo Wicks Just Dance Go Noodle Play catch in the garden. How many lunges can you do in 1 minute? Go for a walk. Skipping.
Break	Break	Break	Break	Break
Phonics Sing Jolly Phonics songs on https://www.youtube.com/watch?v=1Qpn2839Kro	Phonics Sing tricky words on https://www.youtube.com/watch?v=1Qpn2839Kro	Phonics Continue a rhyming string and draw a picture. Examples: Cat Hat Mat Rat	Phonic Hunt around the house. Draw and write how many objects you can find that starts with a t (e.g toaster.) Challenge Draw and write as many	Phonics Read one of your Bug Club Books.

			words with ch digraph.	
English	English	English	English	English
Break	Break	Break	Break	Break
Maths	Maths	Maths	Maths	Maths
Break/Lunch	Break/Lunch	Break/Lunch	Break/Lunch	Break/Lunch
Read a story	Read a story	Read a story	Read a story	Read a story
Science	Handwriting	Art	DT	Music

Weekly Plan

English Weekly Planning				
Monday	Tuesday	Wednesday	Thursday	Friday
<p>Start off with a story! Read 'Jack and the Beanstalk '</p> <p>http://www.communication4all.co.uk/http/Traditionaltales.htm</p> <p>Make some puppets from the story. Draw the characters, cut out and stick onto straws or lollipop sticks. Retell the story using story language such as Once upon a Time.</p>	<p>Plan a story about what your magic bean will grow into.</p> <p>To plan the story, use a story map S.</p> <p><u>Example:</u></p>	<p>Write the start of your story about your magic bean. Remember to write down the sounds you hear, finger spaces and correct letter formation.</p> <ol style="list-style-type: none"> 1. Introduction – Who is in the story? Where is it set? 2. Build-up – What do they do? Where do they go? 3. Problem – What happens? 4. Resolution– How can it be resolved? 5. Ending – How do they feel? 	<p>Write the rest of your story.</p> <p>Remember to try and use:</p> <ol style="list-style-type: none"> 1. <i>Finger spaces</i> 2. <i>Capital letters</i> 3. <i>Full stops</i> 4. <i>Phonic Knowledge</i> <p>Challenge</p> <ol style="list-style-type: none"> 1. To use 'and' to join sentences. <p>Read your story back.</p>	<p>Add some illustrations to your story.</p> <p>Read your story to your family.</p>

Maths Weekly Planning				
Monday	Tuesday	Wednesday	Thursday	Friday
<p>Count forwards and backwards from any given number.</p> <p>Make 3 beanstalks from play doh.</p> <p>Which is the tallest? How to you know? Put the beanstalks in order tallest to shortest?</p> <p>Tip: You can make play dough the day before.</p> <p>https://www.bbcgoodfood.com/howto/guide/playdough-recipe</p>	<p>Count in 10's to 100.</p> <p>Hunt for plants inside and out.</p> <p>Using a ruler, blocks or string measure the plants and record.</p> <p>Which is the tallest plant you found? How do you know?</p> <p>Challenge</p> <p>Put members of your family in height order. Who is the tallest? Who is the shortest?</p>	<p>Learn the 3D shapes song.</p> <p>3D Shapes are fat not flat</p> <p>A cone is like a party hat </p> <p>A sphere is like a bouncy ball </p> <p>A prism is like a building tall </p> <p>A cylinder is like a can of pop </p> <p>A cube is like a dice you drop </p> <p>3D Shapes are here and there 3D Shapes are everywhere</p> <p>Singing Walrus on You Tube.</p>  <p>Make a Beanstalk and Castle from lego. How many bricks did you use? Tell me about the different shapes?</p>	<p>Sing and Dance to Jack Hartman counting to 20 on You Tube.</p> <p>Coin Hunt</p> <p>Hide some of the Giant's coins around the house and in the garden. Ask the children to find as many coins as they can in 5 minutes.</p> <p>How many coins did you find?</p> <p>What is the value of each coin?</p> <p>Challenge</p> <p>Add two coins together and record your jottings. Example:</p> <p>$2p + 1p = 3p$ •• •</p>	<p>Make a number beanstalk.</p> <p>COUNT & CLIMB with Jack & the Beanstalk <small>Begin and Measure in Steps 1 Day 10</small></p>  <p>You will need: Kitchen roll tube. Scissors Sellotape/Glue Paper to make leaves pen.</p> <p>Write one number on each leaf and stick them onto the kitchen roll in order.</p> <p>Challenge Make a beanstalk with leaves counting in 10's to 100.</p>

Weekly Planning				
Monday	Tuesday	Wednesday	Thursday	Friday
<p>Watch Auntie Mabel Bulbs on You Tube. Bean in a jar Experiment.</p> <ol style="list-style-type: none"> 1. Swirl some water around in your jar, then tip it out. ... 2. Roll up a piece of kitchen roll or a napkin and put it inside the jar, pressing it against the glass. ... 3. Put the jar with the bean in it on a windowsill where it will get plenty of light. ... 4. After a few days your bean should start to sprout roots 	<p>Handwriting Practise the letter join letters l, l, t. You can use:</p> <ul style="list-style-type: none"> •Chalk outside •Water and a paintbrush on the patio. •Paint •Use your finger to write the letters in a tray of flour. • Use a whiteboard and white board pen. <p><i>Tip: Use letter join to help with joined up handwriting. There are lots of videos to help!</i></p> <p>https://www.letterjoin.co.uk/log-in.html</p> <p>Username: vt2910 Password: home</p>	<p>Art: Observational Drawings. Draw a detailed sketch of some flowers in the garden. You can use:</p> <ol style="list-style-type: none"> 1. Crayons 2. Chalk 3. Paint <p>Examples:</p> <p>These daffodils were made by using poster paint.</p>  <p>Or try</p> <p>Potato printing tulips</p> 	<p>DT: Using boxes you can make the Giants castle, a beanstalk or Jacks cottage.</p> <p>What will you use to assemble your model?</p> <p>Could you do a design first?</p> 	<p>Music:</p> <p>Watch Debbie and Friends Jack and the Beanstalk to learn the song.</p>