













<p><b>Monday 4<sup>th</sup> May</b></p>	<p><b>P.E:</b> What you could do... How many times can you jump up in 2 minutes?</p> <p>OR</p> <p>Go for a walk.</p>	<p><b>Phonics</b> Sing Jolly Phonics songs on <a href="#">Youtube</a></p> <p>Sing tricky words on <a href="#">Youtube</a></p>	<p><b>English:</b> Start off with a story! Read '<a href="#">The Little Red Hen</a>'. Listen to the story together.</p> <p>Make a simple writing frame (like this one below) to put the events of the story in order.</p> <div data-bbox="813 619 1218 916" data-label="Form">  </div> <p>Draw a picture sequence to retell the story.</p> <p><b>Challenge:</b> To write a sentence under each picture. Say the word and write down the sounds you hear. Don't forget a capital letter and a full stop!</p>	<p><b>Maths:</b> <b>Song:</b> Sing <a href="#">5 Currant Buns</a> Count forwards and backwards from any given number. <b>Subtraction</b> Write out some simple subtraction sums for your child.</p> <p>Ask them to read the number sentence. Make sure they understand the – and = symbol.</p> <p>Which is the largest number? Make that many playdough balls or collect toys etc. Now take away the smallest number. How many left?</p> <div data-bbox="1352 935 1630 1267" data-label="Image">  </div>	<p><b>Science/DT</b></p> <p>Watch Aunty Mabel "Bread" on <a href="#">Youtube</a></p> <p>Make some bread together using a <a href="#">simple bread recipe</a>.</p> <p>During the different stages of cooking ask the children to describe the texture and smell.</p> <p>What changes have occurred?</p>
---	--	---	---	--	--

<p><b>Tuesday 5<sup>th</sup> May</b></p>	<p><b>P.E:</b> What you could do...</p> <p>Play catch in the garden.</p> <p>OR</p> <p>How many times can you hop in 2 minutes?</p>	<p><b>Phonics:</b> Read one of your Bug Club Books. <a href="#">Bug club</a></p> <p><b>Log On:</b> <b>Username:</b> pricek (surname and first initial) <b>Password:</b> bug <b>Sch code:</b> 7ach</p>	<p><b>English:</b> Read the story again and talk about how the Little Red Hen is feeling at different times in the book.</p> <p>Make a thought bubble and include as many different feelings as possible.</p> <p><u>Example:</u></p>  <p>This is also a good opportunity to talk about yours and your child's feelings during this time.</p>	<p><b>Maths:</b> <b>Song:</b> Sing <a href="#">Alice the Camel</a></p> <p>Count in tens to 100.</p> <p>Write some subtraction sums for your child.</p> <p>Children to complete the subtraction sums by using playdough or toys for a visual representation. (so they can see what 10 looks like)</p> <p>Today ask the children to record their answers.</p> <p>PLEASE make sure that all numbers are formed correctly.</p>	<p><b>Handwriting</b> Practise the letter join letters h, j, k You can use:</p> <ul style="list-style-type: none"> <li>•Chalk outside</li> <li>•Water and a paintbrush on the patio.</li> <li>•Paint</li> <li>•Use your finger to write the letters in a tray of flour.</li> <li>• Use a whiteboard and white board pen.</li> </ul> <p><i>Tip: Use letter join to help with joined up handwriting. There are lots of videos to help!</i></p> <p><a href="#">letterjoin</a></p> <p><b>Username:</b> vt2910 <b>Password:</b> home</p>
--	--	---	--	--	---

<p><b>Wednesday</b> <b>6<sup>th</sup> May</b></p>	<p><b>P.E:</b> What you could do...</p> <p>How many star jumps can you do in 2 minutes?</p> <p>OR</p> <p>Go for a walk. OR</p> <p>Skipping; with a rope <i>or</i> along a path</p>	<p><b>Phonics</b></p> <p>Continue a rhyming string with the <i>ar</i> digraph and draw a picture.</p> <p>Examples: <i>Shark</i> <i>Park</i> <i>Dark</i></p>	<p>Write some sentences from the story on a piece of paper and cut them up. Eg the duck. said Not I</p> <p>Ask your child to read the words and put the sentence back together.</p> <p><b>Challenge:</b> Children to write their own sentences. Tips:</p> <ol style="list-style-type: none"> <li>1. Look for the capital letters.</li> <li>2. Look for the full stops.</li> <li>3. Sound out and blend.</li> </ol> <p>Read the sentence to check it makes sense.</p>	<p><b>Song:</b> <a href="#">Sing 5 speckled frogs</a></p> <p>Watch Numberblocks subtraction.</p> <p><a href="#">Advice for parents CLICK here</a></p> <p>Scroll down the CBeebies webpage until you find “One more, one less” and “Simple Addition and Subtraction”. Watch the short video for some good advice.</p> <p>Make some small number cards from 1-10.</p> <p>Ask your child to choose two numbers and write the subtraction sentence. Make sure they put the largest number first.</p> <p>Children to find the answer using their own jottings</p> <p>Example:</p> <p>5 – 3 = Draw five dots: ●●●●● Now cross out 3, how many are left?</p>	<p><b>Art:</b> Handprint a Little Red Hen You can use paint</p>  <p>Or pens.</p> 
---	--	---	--	---	---

<p><b>Thursday 7<sup>th</sup> May</b></p>	<p><b>P.E:</b> What you could do...</p> <p>Play catch in the garden.</p> <p>OR</p> <p>Do as many sit ups as you can in 1 minute? (Don't forget to count them!)</p>	<p><b>Phonic</b> Hunt around the house. Watch 'Geraldine Giraffe' th' on</p> <p><a href="#">Youtube</a></p> <p>Then go and find, draw and write as many words with th digraph.</p>	<p>Make a book review for The Little Red Hen story. Example:</p>  <p>Include the book title, date and draw and write about your favourite part.</p> <ol style="list-style-type: none"> <li>1. <i>Finger spaces</i></li> <li>2. <i>Capital letters</i></li> <li>3. <i>Full stops</i></li> <li>4. <i>Phonic Knowledge</i></li> </ol> <p><b>Challenge</b></p> <ol style="list-style-type: none"> <li>1. To use 'and' to join sentences.</li> </ol>	<p><b>Song:</b> Sing <a href="#">5 Little Men in a Flying Saucer</a>.</p> <p>Practice writing numbers 1-10.</p> <p>You can do this using:</p> <ul style="list-style-type: none"> <li>•Chalk outside</li> <li>•Water and a paintbrush on the patio.</li> <li>•Paint</li> <li>•Use your finger to write the numbers in a tray of flour.</li> <li>• Use a whiteboard and white board pen.</li> </ul> 	<p><b>DT:</b> Using boxes, paper, playdough or sticks can you make a basket for the Little Red Hen?</p> <p><i>You can make a basket with a handle or weave a basket template.</i></p> <p>How will you join the materials together? Glue, cellotape etc?</p> <p>Could you do a design first?</p>  
---	--	--	---	---	--

<p><b>Friday 8<sup>th</sup> May</b></p>	<p><b>P.E:</b> What you could do...</p> <p>Go for a walk.</p> <p>OR</p> <p>Skipping.</p>	<p><b>Phonics:</b></p> <p>Read one of your Bug Club Books.</p> <p><a href="#">Bug club</a></p>	<p>Name Writing and tricky word spelling.</p> <p><b>to the was no I my</b></p> <p>You can do this using:</p> <ul style="list-style-type: none"> <li>•Chalk outside</li> <li>•Water and a paintbrush on the patio.</li> <li>•Paint</li> <li>•Use your finger to write the letters in a tray of flour.</li> <li>• Use a whiteboard and white board pen.</li> </ul>	<p><b>Song:</b> Sing <a href="#">10 Green bottles</a></p> <p>Cut some shapes into potatoes and make a repeating pattern.</p> <p>This can be done by shape or colour.</p>  <p>Ask questions such as find the 2<sup>nd</sup> blue circle</p> <p>What colour is the 4<sup>th</sup> shape?</p> <p>You can also make patterns with natural materials.</p>	<p><b>Music:</b></p> <p>Can you make your own musical instruments from recycled materials?</p> <p>Examples:</p>   <p>How do you play your instrument?</p> <p>Bang, shake, blow, tap, rub?</p>
---	--	--	--	---	---

