

Hello again year 2,

Last week you did lots of art and creative activities! How are you getting on learning 'the dot song' and 'the self belief dance routine'?

We have chosen a new story for this week! Again, you have some English, Maths and another topic to do. This is a lovely war story about an unlikely friendship between a man and a dog, it even made Mrs McGuinness cry!!

We are looking forward to seeing all the hard work you have been doing.

Keep safe and see you soon! Missing you lots!!

Mrs McGuinness and Mr Pedwell




This week's story

Please enjoy the story first

<https://www.youtube.com/watch?v=DSac6JwiXt0>



All of these activities can be done on paper.
There is no need to print anything off.



Day 1: English



This story is based on real events and this is a photograph of the real Stubby. He is a real hero and the men were lucky to have him

TASK

Can you use write an acrostic poem to describe Stubby? Remember whichever adjective you use must start with one of the letters in Stubby's name.



I have written one for the soldier to remind you what to do.

YOUR
TASK

S _____

T _____

U _____

B _____

B _____

Y _____

Strong

Obedient

Loyal

Devoted

Intelligent

Efficient

Respected


Day 1: Design Technology

"The local ladies made Stubby and army jacket complete with badges and medals with his name stitched into it."

Can you design Stubby a new army jacket?

You can just draw a square on a piece of paper to represent the jacket.

Don't forget to label your design.



Day 1: Maths

Order these numbers from smallest to biggest.

34

26

12

7

97



How did you do it?

Some of you may have done it without much thinking.

Did yours look like this?




If you did then you have got it right.

What you did is look for the tens and ones in the numbers.

We sometimes write tens and ones with a T and an O

T for tens O for ones

We can write T and O at the top of a number to help us see how many tens and ones are in a number.



T	O
3	4


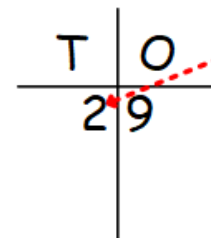
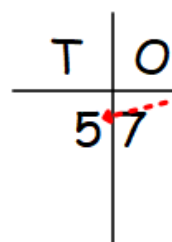
So how many tens and ones are there in 34?



When we order two digit numbers (that's a number with 2 numbers in) we must look at the amount of tens first.

The more tens a number has the bigger it is.

So 57 is bigger than 29 because 57 has 5 tens and 29 only had 2 tens.



Have a go at ordering these numbers...

Look at the tens first.

34

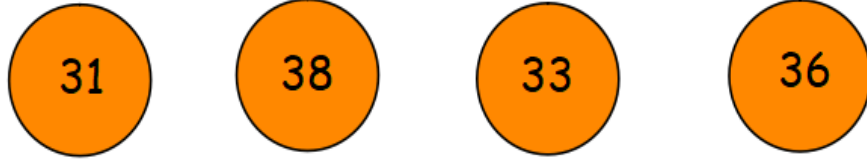
11

84

67

21

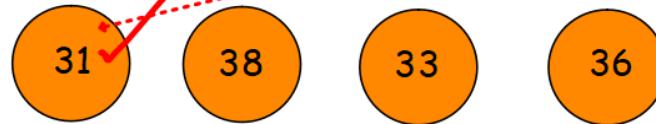
What do we do when the tens digit is the same?



When the tens are the same we then look at the ones.

Which number has the smallest number in the ones?

This is the smallest number in the ones



T	O

So 31 is the smallest number.

Which has the next smallest number in the ones?

Which has the next smallest number in the ones?

Is it 8, 3 or 6?

31

38

33

36

T	O

3 is the next smallest number so 33 is the next smallest number

Yours should look like this.

31

33

36

38

Now try to put these numbers in order from smallest to biggest.

Remember if the tens are the same, look at the ones.

16

75

36

43

18

67

54

77

Answers on the next page...

1st	2nd	3rd	4th	5th	6th	7th	8th
16	18	36	43	54	67	75	77

Have a go. The more stars there are, the greater the challenge!


★	★ ★	★ ★ ★
<div>8</div> <div>43</div> <div>32</div> <div>37</div> <div>12</div>	<div>54</div> <div>11</div> <div>23</div> <div>51</div> <div>55</div> <div>60</div>	<div>18</div> <div>456</div> <div>10</div> <div>45</div> <div>9</div> <div>41</div> <div>49</div>

Day 2: English

Look at the different illustrations of the different settings in this book. Imagine you are there.

TASK

Describe what you can see, what you can hear, what you can smell and what you can feel. Use your imagination.



Example on the
next page...

Day 2: English - example



Notice how I haven't just said
"I could see" "I could smell"??



I've also managed to use
conjunction!



I have highlighted
how I have used the
senses using the
same colours as the
symbols.

I couldn't even see my cold, wounded hand in front of my face. There was green, poisonous gas surrounding us. It smelt familiar, strong like onions or mustard. It made me feel sick. My hand began to burn and blisters began to appear. I was so grateful for my gas mask protecting my face. We huddled together terrified, we could hear gunshots in the distance. When would this end?

Day 2: P.E.

In our book, we met one helpful animal called Stubby.

These two helpful animals *Leo* and *Star* are going to help keep you active and get your heart racing.

Have a go at this workout. There are 5 different movements for you to learn.

<https://www.youtube.com/watch?v=A8gXEbmUm8g>



Day 2: Maths

Today we are going to recap our learning on addition

addition

total

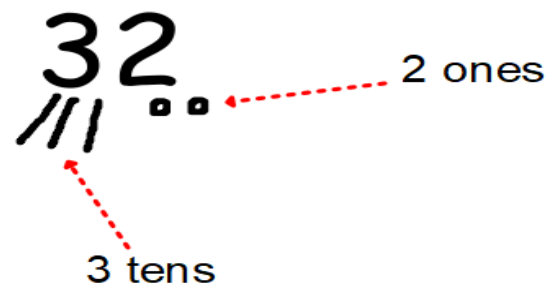
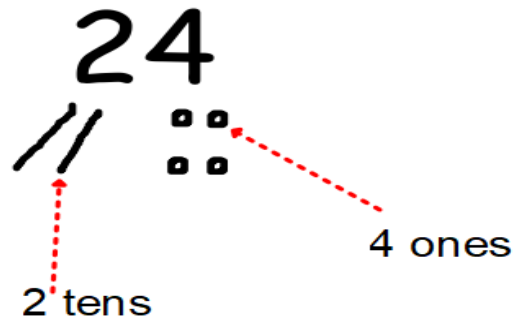
altogether

sum

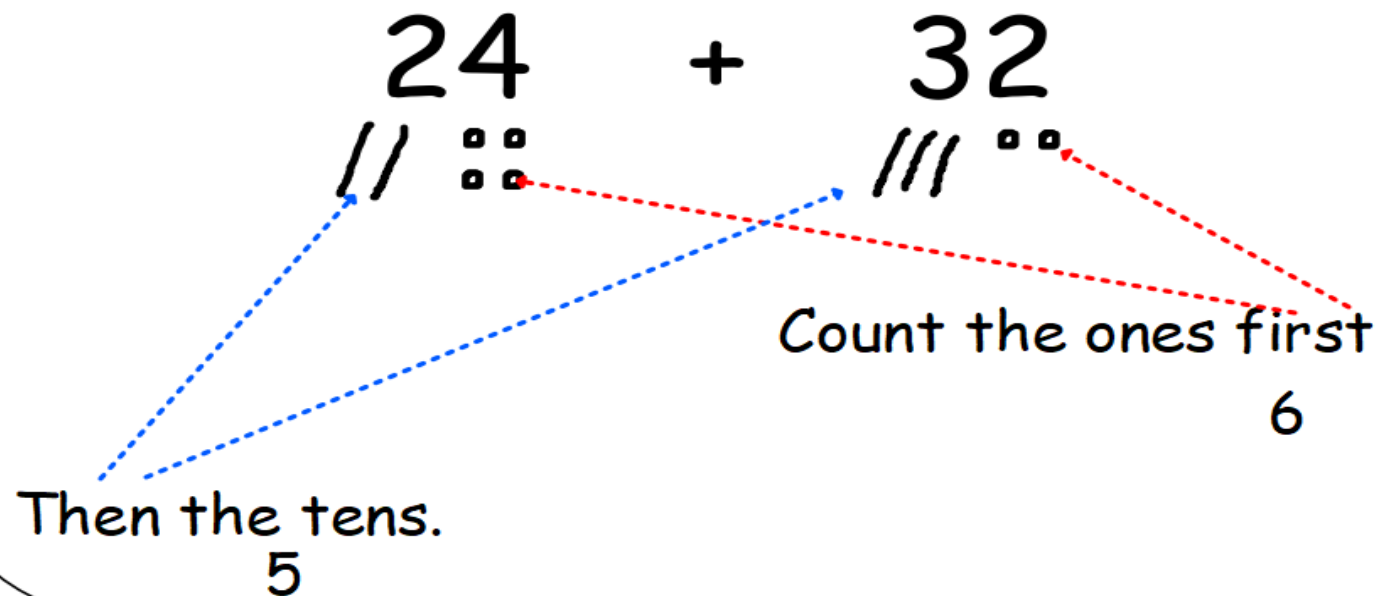
plus



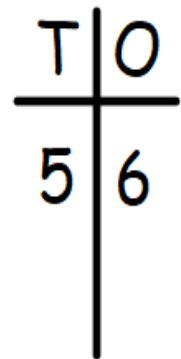
We draw lines for tens and dots or circles for ones



When we draw the tens and ones it makes it easier for us to add them all up.



When we put the tens and ones into this diagram we can see the total of the two numbers made 56.



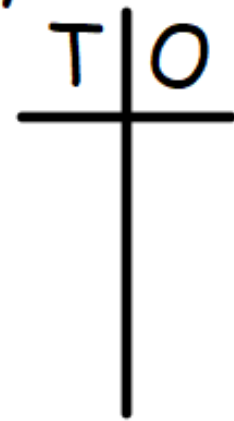
Have a go at adding these two numbers.

Draw the tens and ones.

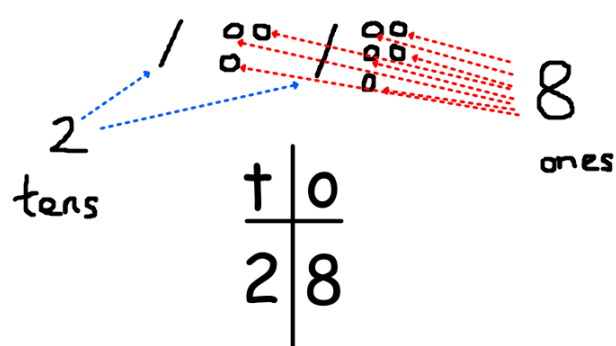
Count the ones first, then the tens.

Put the tens and ones into the diagram when you have added them all.

$$13 + 15 =$$



$$13 + 15 =$$



Complete these sums by drawing the tens and ones and adding them up.



$23 + 12 =$

$43 + 16 =$

$11 + 15 =$

$31 + 21 =$

$13 + 31 =$



$54 + 23 =$

$78 + 11 =$

$32 + 14 =$

$70 + 19 =$

$45 + 14 =$

$50 + 20 =$



$36 + 20 =$

$12 + 24 =$

$54 + 32 =$

$63 + 15 =$

$10 + 45 =$

$80 + 10 =$

$31 + 31 =$



Day 3: English

During World War 1 and 2, Soldier's could only contact their family by writing letters. Telephones were not commonly used and they certainly weren't on the battle fields! They would look forward to writing letters and receiving letters.



TASK

Corporal Conroy is the soldier who Stubby becomes friends with.

Write a letter from Corporal Conroy to his family explaining who Stubby is, what happened on the battle field and his worries about Stubby who got injured.



Sentence
starters on
next page...

Day 3: English - example



Dear my precious, loving family....

You will never believe what happened a few days ago...

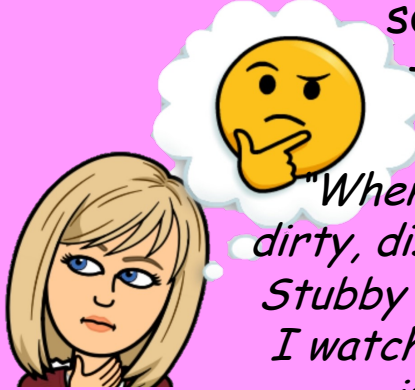
The dog is ...

Something terrible happened yesterday though ...

I am worried about ...

I

Could you use your senses to add some description to your letter?



"When we were in the dirty, disgusting trenches, Stubby disobeyed me and I watched him follow me into danger"



Day 3: History


Lots of different animals were used during World War 1.

On the next page, you will find out some information about 4 different animals that were used during the war. The information is from the *newsround* site. If you want to read any more, use this link: <https://www.bbc.co.uk/newsround/28604874>

TASK

Design a poster that you could present to a year 1 child explaining how different animals were used in the war.

You can do some sketches of the animals and give them some information.

[illegible]

Day 3: History



Dogs


Sentry dogs stayed with one soldier or guard and were taught to give a warning sound such as growling or barking when they sensed a stranger in the area or close to camp.



Pigeons

Animals were also often the most reliable way to transport messages. 100,000 carrier pigeons were used as

messengers during the war. Pigeons always flew home when released, so the troops made sure the pigeons' nests were in places they needed to send messages.



Horses

Horse were used for lots of reasons in the war. Soldiers would ride them into battle. Also, they were used to transport goods.

Ambulance horses carried wounded soldiers and other horses carried weapons, ammunition and other heavy loads.



Baboons

Jackie the baboon was taken to France by South African

soldiers. Jackie had excellent eyesight and hearing and used to warn soldiers of enemy movement or possible attacks by making noises and tugging on their clothing.

Day 3: Maths

Draw the tens and ones for these numbers

23

14

3

56

10

72

48

19



Then, order these numbers from biggest to smallest

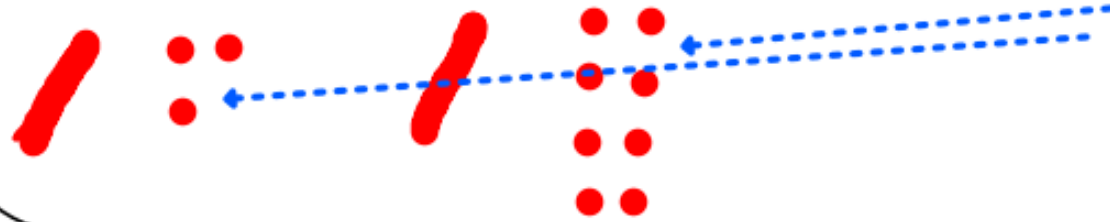
Yesterday we added numbers by counting the ones then the tens.

See if you can remember how to do it by answering this question...

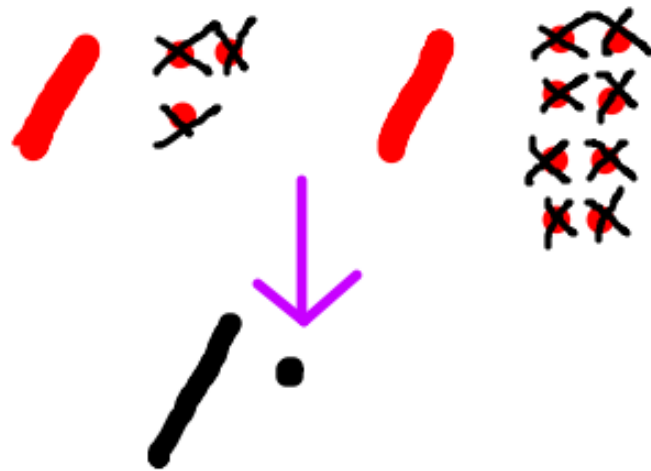
$$24 + 53 =$$

What do we do if when we add the ones they make more than 9?

$$13 + 18$$



When we add the ones up there are 11.



When this happens we swap those 11 ones for a ten and a one.

Cross out the 11 ones and **replace it with 1 ten and 1 one.**

$$13 + 18$$



When we add the ones up there are 11.

Then add up the new set of tens and ones. Remember we do not count the ones that we crossed out.


There is now, 1 one and 3 tens which makes **31**

Have a go at this addition question by exchanging the ones for a ten and ones.

$$25 + 19 =$$



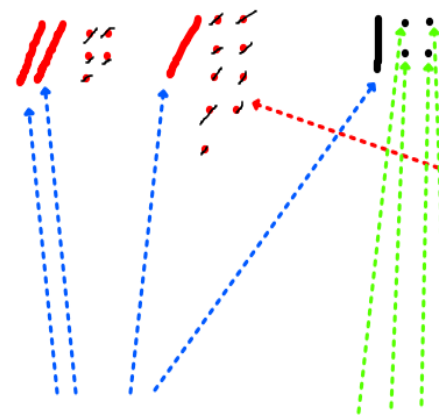
$$25 + 19 =$$



All the ones made 14.
We can cross those out

and swap
them for 1 ten and 4 ones.

$$25 + 19 =$$



We have 4 tens.....and 4 ones

Now we can add all the tens and ones up.

REMEMBER! Don't count the 14 ones that we crossed out as we have swapped them for 1 ten and 4 ones.

So our answer is **44**.

Have a go at these sums. You will need to do some exchanging (swapping ones for tens and ones)



$$33 + 19 =$$

$$55 + 16 =$$

$$17 + 25 =$$

$$19 + 33 =$$



$$17 + 18 =$$

$$28 + 15 =$$

$$45 + 19 =$$

$$11 + 49 =$$

$$56 + 16$$



$$26 + 6 =$$

$$56 + 19 =$$

$$37 + 17 =$$

$$9 + 27 =$$

$$69 + 14 =$$

$$13 + 7 =$$

Day 4: English

There was not televisions in every household with hourly news reports in World War 1 or 2. People had to read newspapers to get the latest news.



You are going to write a newspaper about the amazing things Stubby achieved during his time at the war.



TASK

Plan a newspaper report recalling the things Stubby did to support the war.

It must include:

- What Stubby did to help the soldiers
- What happened to Stubby
- In interview with a Soldier
- How Stubby has been rewarded



Day 4: English - plan

What is your newspaper going to be called?

What is your headline going to be?



What did Stubby do to help the soldiers?

What happened to Stubby on the battlefield?

What is the name of the soldier you interviewed?

How has Stubby been rewarded?

What did he say about Stubby?

Day 4: Art

When World War One ended, there were fields full of red poppies growing around the fallen soldiers. Poppies grow naturally in disturbed earth so the empty battlefields were transformed into meadows of red poppies. This is why we wear poppies in November.



Georgia O'Keeffe was an American Artist known for her paintings of enlarged flowers. Some of her most famous paintings are of poppies.



Day 4: Art

Here are some more of Georgia O'Keefe's paintings.



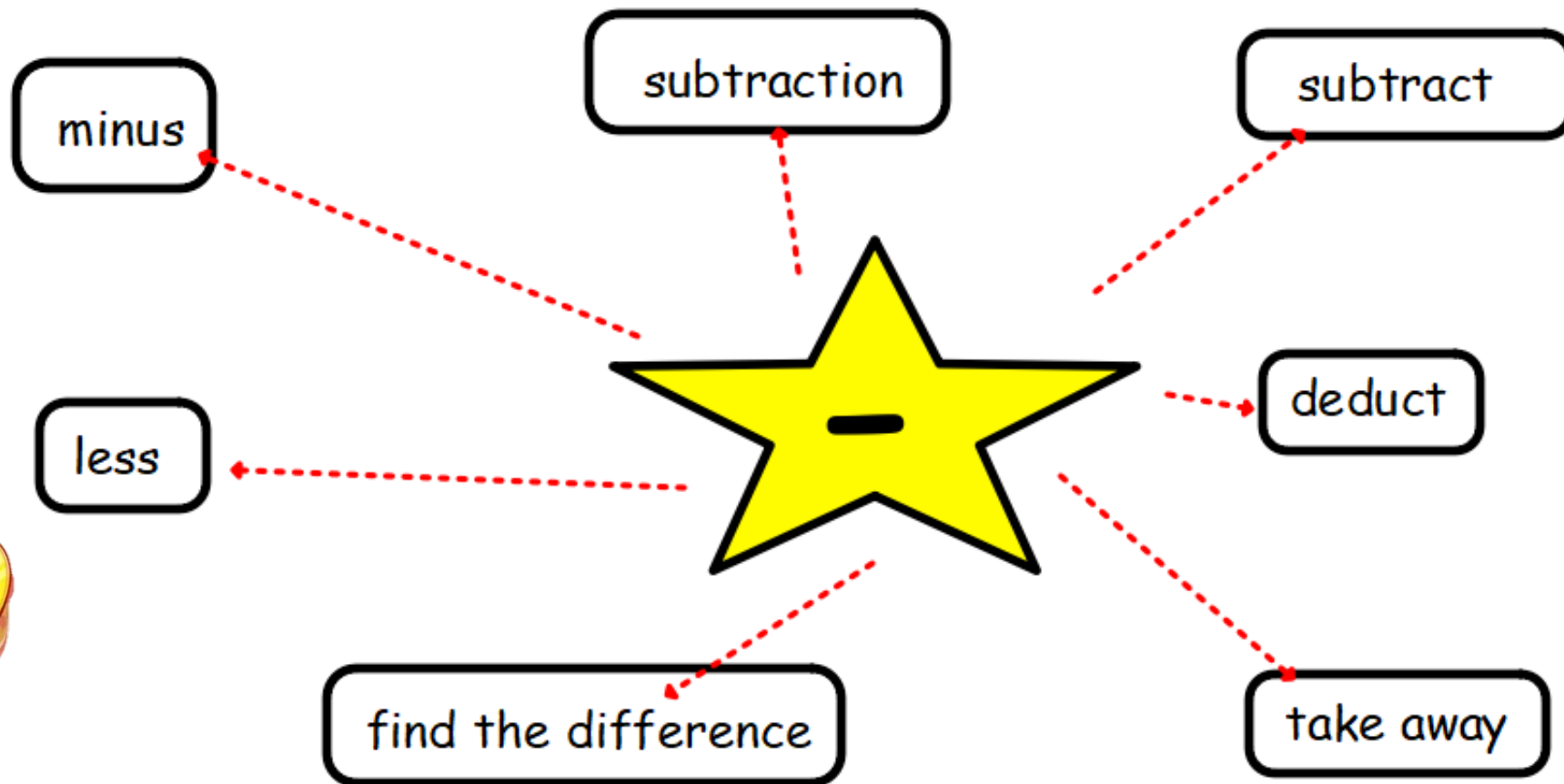
Can you draw a picture of a flower that is in your garden or in your house?

Look really closely at the detail of the flower and the colours. Just draw the flower head.



Day 4: Maths

Today we are going to move on to take away



We can start this by drawing our tens and ones again but only for the big number.

Have a look at this question

$$26 - 12 =$$



We can start this by drawing our tens and ones again but only for the big number.

$$26 - 12 =$$



12 is made up of a ten and 2 ones so we take away a ten and 2 ones from our big number (26)

We do this by crossing out the ten and 2 ones. I have done it in red to show you.

A ten and 2 ones have been crossed out. So what are we left with?

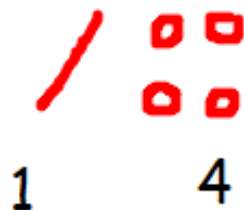
$$26 - 12 =$$



We are left with 1 ten...

...and 4 ones

So now we can count the tens and ones we have left.



and we get the answer

14

Have a go at this question.

$$57 - 31 =$$

Answer on the next page...

1. Draw the tens and ones for the big number only.
2. Work out how many tens and ones in the small number.
3. Cross out (take away) the amount of tens and ones in the small number from the big number.

$$57 - 31 =$$



31 is made up of 3 tens and 1 one.

I will cross out 3 tens and 1 one.

That leaves me with 2 tens and 6 ones.

t	o
2	6

My answer is 26

Have a go at these take away questions.



$$12 - 11 =$$

$$25 - 11 =$$

$$30 - 10 =$$

$$45 - 22 =$$



$$53 - 21 =$$

$$14 - 11 =$$

$$65 - 25 =$$

$$22 - 12 =$$

$$39 - 20 =$$



$$56 - 32 =$$

$$87 - 42 =$$

$$65 - 13 =$$

$$80 - 20 =$$

$$15 - 3 =$$

$$95 - 52 =$$

Day 5: English

Yesterday you planned your newspaper report about Stubby.

Go back and look at the things you planned to write about.

Things to remember about newspapers:

- The newspaper name is large at the top
- The headline is bold
- The writing is in columns
- There are images
- There is an interview with someone who knows about the topic being written about

I have written a newspaper on the next page but these are my ideas and only here to support you.



THE DAILY NEWS

STRAY DOG BECOMES WAR HERO

Stubby pictured below with his unlikely friend Corporal Conroy.



The day after the war has officially been declared as "over", an unlikely hero has led the army away from the battlefields as they march to safety. This hero, comes in the form of a small, brown and white dog with stumpy legs and a very waggly tail!

The dog, known by the soldiers as Stubby appeared as the bugle sounded for dinner some time ago. Since then, he and Corporal Conroy have been inseparable. The soldier and the little brown and white dog have done a lot of travelling together as the dog has joined the army on both a train and a boat to get to the battlefield.

Stubby has shown a determination to help the army and has helped saved the soldier's lives more than once. He has been able to detect the smell of poisonous gas before anyone else and has even grabbed an enemy by their bottom when he caught the enemy spying!!

This courageous dog has even marched onto the battle fields and faced gunshots and explosions. About 7 weeks ago, Stubby joined his team on the field and got injured. It was touch and go whether or not he would make it and the men were very worried for his survival.

Luckily, Stubby has made a full recovery and has stolen the local people's hearts as he keeps saluting to everyone. The ladies in the village have made Stubby his own army jacket emblazoned with well deserved medals and his name proudly printed on it.



Unlikely stray turns up to support the soldier's during the war.

Stubby's loyal owner Corporal Conroy was interviewed and said "Stubby is an incredible animal and I owe my life to him. He is kind, caring and lots of fun to be around. Myself and all the men love him so much".


Wow! Heroes really do come in all shapes and sizes

Day 5: PSHE

This week's story is called Stubby: A true story of friendship... but what do you think makes a true friend?

Think about all the things you like about your friends, especially your best friends. The things you like in someone are their positive qualities. It could be the way they behave or the way they make you feel. Write or draw what a good friend looks like and does for you.

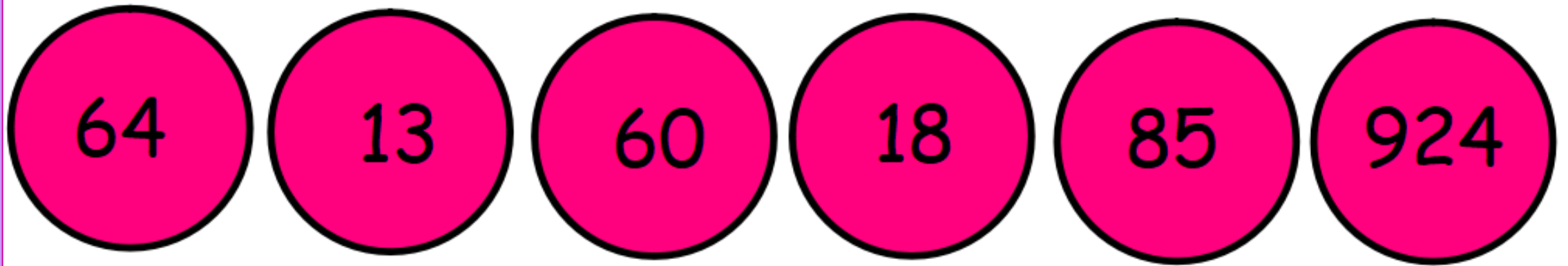
A good friend looks like...



The qualities I look for in a friend are...

Day 5: Maths

Order these numbers



Can you draw the tens and ones for them too?



This week we have been drawing tens and ones

By doing this we have been able to add and take away accurately.

$$\begin{array}{c} 24 \\ // \quad \square\square \end{array} + \begin{array}{c} 32 \\ /// \quad \square\square \end{array}$$

$$\begin{array}{c} 26 \\ // \quad \cancel{\square\square} \end{array} - \begin{array}{c} 12 \\ \cancel{///} \end{array} =$$

Have a go at these mixed addition and subtraction questions
Look back at this weeks work should you need a reminder of
what to do



$29 + 34 =$



$12 + 19 =$

$23 - 12 =$

$23 + 11 =$

$16 - 10 =$

$32 + 20 =$



$45 + 10 =$

$45 - 35 =$

$26 + 16 =$

$61 - 21 =$

$17 + 17 =$

$71 - 30 =$

$45 - 13 =$

$50 + 50 =$

$73 - 13 =$

$83 + 19 =$

$15 - 4 =$

$23 + 23 =$

Well done for completing this week's work on "Stubby: A true story of friendship".

We really hope you enjoyed learning about the animals who helped in the war. We are trying to keep the topics varied so you enjoy them.

We can't wait to see your work and display it when we return.

Next week we will be moving onto a new story.

Cheerio!

Stay safe!



*From Mrs McGuinness
and Mr Pedwell*